

SPRING 2020 PROGRAM
DEC - JAN - FEB 2019-20

LAWN PORN

SUMMER 2020

Professional Lawn
Products Program
**Knowledge
Tips**

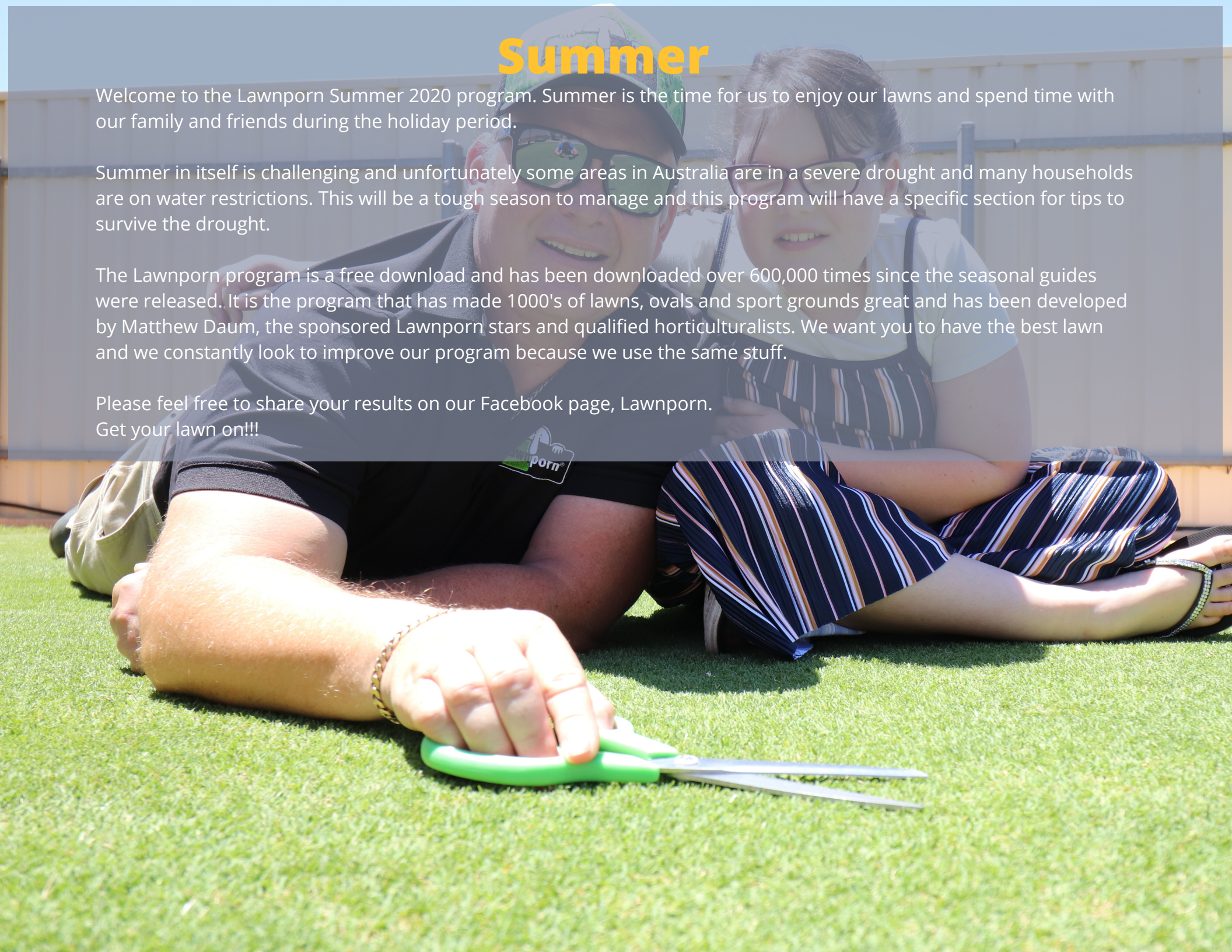
Summer

Welcome to the Lawnporn Summer 2020 program. Summer is the time for us to enjoy our lawns and spend time with our family and friends during the holiday period.

Summer in itself is challenging and unfortunately some areas in Australia are in a severe drought and many households are on water restrictions. This will be a tough season to manage and this program will have a specific section for tips to survive the drought.

The Lawnporn program is a free download and has been downloaded over 600,000 times since the seasonal guides were released. It is the program that has made 1000's of lawns, ovals and sport grounds great and has been developed by Matthew Daum, the sponsored Lawnporn stars and qualified horticulturalists. We want you to have the best lawn and we constantly look to improve our program because we use the same stuff.

Please feel free to share your results on our Facebook page, Lawnporn.
Get your lawn on!!!



DECEMBER

Day 1 Aerate - Light topdress

Moist 300mL
Pre Em/Embargo 50mL
Four Seasons 2kg
per 100m2



Week

1 History (New Product)
Launch+ 100mL
Root Builder+ 100mL
per 100m2



Week 2

Charger 400mL
per 100m2



Week 3

Green Light 350mL
Root Builder+ 100mL
opt 1*PGR 12mL
per 100m2



Week 4

Green Light 350mL
Root Builder+ 100mL
opt 2*PGR 12mL
per 100m2



JANUARY

Day 1

Moist 300mL
per 100m2



Week 1

Launch+ 100mL
Root Builder+ 100mL
Charger 200mL
per 100m2



Week 2

Green Light 350mL
Root Builder+ 100mL
per 100m2



Week 3

Launch+ 100mL
Root Builder+ 100mL
per 100m2



Week 4

Green Light 350mL
Root Builder+ 100mL
PGR 4mL
per 100m2



FEBRUARY

Day 1

Moist 300mL
History (New Product)
per 100m2



Week 1

Launch+ 100mL
Root Builder+ 100mL
per 100m2



Week 2 Late Summer Dethatch

Charger 200mL
Root Builder+ 100mL
per 100m2



Week 3

Green Light 300mL
Root Builder+ 100mL
PGR 4mL
per 100m2



Week 4

Launch+ 100mL
Root Builder+ 100mL
per 100m2



December

Cultural Practices

-  Morning Water
-  Mowing
-  Grooming
-  Aerate






29



30



31

1



Moist 200-300mL
Embargo 50mL
Four Seasons 2kg



2

3

4



5


6

7

Launch+ 100mL
Root Builder+ 100mL

History sep
treatment 



8



9

10

11




12


13

14


Charger 400mL



15





16




17

18




19

20




21


Green Light 350mL
Root Builder+ 100mL

** 12mL PGR option1 

22



23




24

25



26

27



28

Green Light 350mL
Root Builder+ 100mL

** 12mL PGR option2

** choose to do your plant growth regulator (PGR) either before or after Christmas dependant on needs. Do not do both applications of PGR. Choose option 1 or 2 - not both.





















Cultural Practices

-  Morning Water
-  Mowing
-  Grooming
-  Aerate



January

1 Moist 200-300mL   	2	3	4 Launch+ 100mL Root Builder+ 100mL Charger 200mL 
8  	9	10	11 Green Light 350mL Root Builder+ 100mL  
15  	16	17	18 Launch+ 100mL Root Builder+ 100mL 
22  	23	24 	25 Green Light 350mL Root Builder+ 100mL PGR 4mL 
29  	30	31 	

February

Cultural Practices



Morning Water



Mowing



Grooming



Aerate

D1

Note: Watering for recovery from Late Summer Detatch should be about 30mins morning and late arvo for a couple of days to help recover from the low mow. This time of year recovery will be fast and your soil will be moist from the previous deep watering. The roots will be deep to extract that water for healthy growth. The extra water here is for the high heat and poorer plant condition, eg - shallow root system. Adjust watering to your needs.

D2

Moist 200-300mL History



1

Launch+ 100mL
Root Builder+ 100mL



8

Charger 200mL
Root Builder+ 100mL



15

Green Light 300mL
Root Builder+ 100mL
PGR 4mL

22

Leap Year!!

29

2



3



4

5



6

7

9



10



11

12

Late Summer
Dethatch opt 1



13

D1

14

D1

16



17



18

19

Late Summer
Dethatch opt 2



20

D2

21

D2

23



24



25

26



27

28



DECEMBER

Day 1 Aerate - Light topdress

Moist 300mL
Pre Em/Embargo 50mL
Four Seasons 2kg
per 100m²



6mm
Mow
Height

12mm
Holes
Aerate

Day 1

Give a very light mow. Aerate with a corer & top dress with sand or blended loam. Fill in the holes with little dress on top. The aim is aerate with little impact and quick recovery. Put down preventatives for weeds (Embargo for example) in a tank-mix with Moist Soil Wetter in the 200mL - 300mL range per 100m². Just before you water these put down Four Season Granular Fertiliser and water in with 10mm or 30-45mins of sprinkler water.

Week 1

History (New Product)
Launch+ 100mL
Root Builder+ 100mL
per 100m²



7mm
Mow
Height

Groom

Week 1

Put down Launch+ 100mL and Root Builder+ 100mL straight after a normal mow. There is no need to water in. These products will produce growth and repair. History is an insecticide and cannot be tank-mixed with (Launch+ & Root Builder+) because it has to be watered in. It can be done in the late afternoon 6 hours after your morning treatment or done on a separate day. Water in with 10mm: 30-45mins sprinkler

Week 2

Charger 400mL
per 100m²



7mm
Mow
Height

Week 2

Charger is specifically formulated to promote lateral turfgrass growth as well as enhance colour. The unique blend of macro and minor nutrients and hormone growth promoters maximises the developmental potential of the turfgrass resulting in more rapid establishment, grow in, or recovery from damage or renovation. Charger also maintains growth and colour of warm season grasses during cooler months. 400mL per 100m²

Week 3

Green Light 350mL
Root Builder+ 100mL
opt 1 *PGR 12mL
per 100m²



8mm
Mow
Height

Groom

Week 3

Charger was strategically applied last week. You need to decide if you want to control the growth with a plant growth regulator now or in Week 4. You might note we've placed our mow on a different day because you don't want to mow within 12 hours before and after a PGR application. PGR rates vary from product maker to grass type so read and follow label rates. Tank-mix PGR with Green Light 350mL & Root Builder+ 100mL. Dont water in.

Week 4

Green Light 350mL
Root Builder+ 100mL
opt 2 *PGR 12mL
per 100m²



8mm
Mow
Height

Week 4

Christmas Day, Boxing and New Year Day. It is show time and with Lawnporn products and tips you'll have a great lawn for the holiday season. Green Light 350mL & Root Builder+ 100mL tank-mix for a dark green colour, reduced surge growth and do your PGR application following label rates if you didn't do your PGR app last week. Hope your holiday and new year time is safe and full of joy.

JANUARY

Day 1

**Moist 300mL
per 100m2**



8mm
Mow
Height

Day 1

Soil Wetters such as Moist are essential for Australian conditions. Moist by Lawnporn works three ways, getting your water past the waxy layer of hydrophobic (repelling water) soils, keeping the moisture at the root zone and evenly distributing within the lawn area. Use Moist once a month at 200mL- 300mL per 100m2. Apply with a sprayer, with the amount of water needed to spray 100m2. Water in for a good 30-45min with a sprinkler.

Week 1

**Launch+ 100mL
Root Builder+ 100mL
Charger 200mL
per 100m2**



8mm
Mow
Height

Week 1

Put down Launch+ 100mL and Root Builder+ 100mL straight after a normal mow. There is no need to water in. These products will produce growth and repair.

You can choose to do a low dose of Charger 200mL as a tank mix with the other products but I personally think a low dose of Charger a couple days after the Launch+ and Root Builder+ app takes better advantage of the improved root repair and conditioning.

Week 2

**Green Light 350mL
Root Builder+ 100mL
per 100m2**



10mm
Mow
Height

Week 2

Green Light is our specific nitrogen and iron foliar fertiliser which will produce a deep green colour without surge growth. No surge growth? Why? Because you want a deep green without causing you to mow excessively. Always look to tank mix Root Builder+. Green Light 350mL and Root Builder+ 100mL is a great tank mix. Deep Green - Deep Roots. No need to water in this application.

Week 3

**Launch+ 100mL
Root Builder+ 100mL
per 100m2**



10mm
Mow
Height

Week 3

The great thing about foliar applications such as Launch+ and Root Builder+ is that you do not need to water in after application.

Launch+ has kelp and is a balanced NPK fertiliser. The aim with Launch+ is condition and root development. Launch+ is perfect for a repair from renovation, injury or stress. Root Builder+ is a kelp that will continue to grow your root zone.

Week 4

**Green Light 350mL
Root Builder+ 100mL
PGR 4mL
per 100m2**



10mm
Mow
Height

Week 4

You'll notice swap between Launch+ for condition and Green Light for that deep green. This fortnightly cycle is such a joy when you get on top of your lawn. One week for conditioning, the next week for that pop in colour. By now our PGR will be losing it's effectiveness. I go a low app because I want a quick recovery from the late summer dethatch next month.

FEBRUARY

Day 1

Moist 300mL
History (New Product)
per 100m2



10mm
Mow
Height

Day 1

Get your Moist and History apps down in a tank mix and water in well. Moist monthly except for winter is essential to save water. History is a pesticide that will get pests like black beetle. Consider the heat this time of year when applying. It doesn't have to be exactly Day 1. What for a cooler day and do late in the afternoon.

Week 1

Launch+ 100mL
Root Builder+ 100mL
per 100m2



10mm
Mow
Height

Groom

Week 1

Put down Launch+ 100mL and Root Builder+ 100mL straight after a normal mow. There is no need to water in. These products will produce growth and repair.

You can choose to do a low dose of Charger 200mL as a tank mix with the other products but I personally think a low dose of Charger a couple days after the Launch+ and Root Builder+ app takes better advantage of the improved root repair and conditioning.

Week 2 Late Summer Dethatch

Charger 200mL
Root Builder+ 100mL
per 100m2



Low
Mow
Height

Week 2

This is about when I do my late summer dethatch which is basically a short mow to near the ground. Give it a few days and some extra water in morning and afternoon (approx 30mins) to aide recovery. When you see a fair amount of leaf, which will return quickly, apply a low dose of Charger and watch your lawn bloom. 80% recovery in a week is common due to fast growth rates and a lower PGR app last month.

Week 3

Green Light 300mL
Root Builder+ 100mL
PGR 4mL
per 100m2



10mm
Mow
Height

Groom

Week 3

If you are choosing to do your late summer dethatch this week, I'd forget putting down PGR till you get near recovery and swap out Green Light for a Launch+ application.

However with the earlier late summer dethatch done the previous week, recovery will have almost completed. I let the height grow up to 10mm for my TifTuf. The aim of the late season dethatch is to enter Autumn with the lawn in great condition and no thatch.

Week 4

Launch+ 100mL
Root Builder+ 100mL
per 100m2



10mm
Mow
Height

Week 4

Launch+ and Root Builder+. Get as much condition as possible before Autumn starts. Hope you had a great summer.

February is a leap year this year so there is actually an extra week in February. Keep on top of that mowing and choose what app you want to do. The experience of following the program, you'll know the characteristics of the products. You'll know which one to use..



Product Description

Lawnporn Green Light is a professional foliar fertiliser designed specifically to encourage a deep green colour and growth. The inclusion of iron (Fe) helps get the nutrient into the plant quickly, resulting in rapid and lasting greening effect. Based on the same formulation as Australia's most widely used nitrogen (N) and iron (Fe) fertiliser, Green Light, in one form or another, is used regularly on some of Australia's most prominent golf courses and sporting facilities, typical uses for this product include tournament preparation in golf courses, and prior to televised games in sports facilities. On the home lawn, Green Light is ideal for use before a BBQ or any time when you want to get your patch looking its best.

Lawnporn Launch+ is a professional grade foliar fertiliser designed to be applied to the foliage (or leaf) of your turf. While designed for use throughout the year, Launch+ is best suited to use during times when turf root development is required. The high amount of phosphorus (P), plant available zinc (Zn) and inclusion of kelp concentrate, all act to stimulate root growth. Ideal uses include during seed establishment, following renovation or scarifying, or when recovery is required on injured or stressed turf.

Lawnporn Moist Wetting Agent Professional turf managers will rely on high quality wetting agent products like Lawnporn Moist to get them through spring and summer. While it's name sounds a little silly, Lawnporn Moist is a serious wetting agent. Made of a 100% blend of surfactant compounds, Moist is specifically balanced to provide multi-action wetting agent activity in the soil; improving water penetration, moisture retention and distribution within the soil, keeping precious water at the root zone for longer. The result is a not only a more resilient lawn through a long, hot summer, but also a lawn that grows more evenly due to the elimination of wet and dry spots that cause varying growth rates.

Lawnporn Root Builder + Highly concentrated kelp extract sourced from South Africa, considered the Australian turf industry's best. Many people have heard that some kelps contain plant hormones vital for growth, with a high auxin to cytokinin ratio (300:1). Lawnporn Root Builder+ is designed to stimulate root growth without impacting leaf growth. When used in conjunction with fertilisers such as Launch+ or Green Light, there is no better way to get the turf roots moving.

Lawnporn Four Seasons is the style of fertiliser used by professional golf course and sportsfield professionals, designed to provide rapid and prolonged plant growth and greening effect. Controlled release nitrogen (N) and potassium (K) will continue to feed the lawn for up to 12 weeks.



Charger is specifically formulated to promote lateral turfgrass growth as well as enhance colour. The unique blend of macro and minor nutrients and hormone growth promoters maximises the developmental potential of the turfgrass resulting in more rapid establishment, grow in, or recovery from damage or renovation. Charger also maintains growth and colour of warm season grasses during cooler months.

Item Code	Product Name	Size	Barcode	Pack QTY
0LWNPNG1	Lawnporn Green Light	1L	9319943009300	6
0LWNPNG5	Lawnporn Green Light	5L	9319943009379	2
0LWNPNLH1	Lawnporn Launch +	1L	9319943009317	6
0LWNPNLH5	Lawnporn Launch +	5L	9319943009386	2
0LWNPNM1	Lawnporn Moist	1L	9319943009324	6
0LWNPNRB1	Lawnporn Root Builder	1L	9319943009331	6
0LWNPNF0UR4K	Lawnporn Four Seasons	4kg	9319943009362	3

Tips & Info

DROUGHT & WATER RESTRICTIONS

The drought is devastating for obvious reasons. Without rain our primary producers cannot function and our water, the very essence of life, becomes scarce. Water restrictions are a direct result of managing our water when water supply becomes low.

Lawn is an efficient ground cover which effectively managed uses little water. It produces oxygen for the environment and cools the house and surrounding area.

Lawn is best watered, deeply, early in the morning - and infrequently. One reason this watering is best is because we want to train the roots to grow deeper in the soil and search for water deeper. Moisture deep in the profile will not evaporate as quickly as moisture at the soil surface. Most water restrictions makes this style of watering unfortunately unavailable.

Lawns and gardens are an investment and worth saving. You can still have great lawn and garden but you need to go about it smartly and with a frugal attitude. In some cases accept the situation, compromise and it is purely about survival.

Please refer to your water suppliers website for water restriction information. For lawns you can use bore (some restrictions may apply), recycled, rainwater tank (not attached to mainline fill up) and river (licence). For most, you can use 15 minutes of mains water a day (per zone) either before 10am or after 4pm if you have smart irrigation (auto weather adjustment / soil moisture sensor / rain sensor). No, a tap timer to a hose and sprinkler is not acceptable (source sydneywater.com.au).

Smart irrigation really shows its worth. It saves water, time and money. Ultimately, it could save your lawn. We suggest you contact Reece Irrigation or your local irrigation store and discuss what systems are suitable.



Tips & Info

DROUGHT & WATER RESTRICTIONS

When to water - Although the guidelines state you can water after 4pm, Watering for that 15mins a day is best done just before the sun rises. There is less evaporation and more water will get into the soil profile.

Soil Wetters - Using good soil wetters will beat soils that stop accepting water and get that water to the root zone. Soil Wetters also limit evaporation. They are essential for soil condition.

Aerating - Water and Soil Wetter will not work if your ground is compact. Aerate to allow the flow of water, air and nutrients to get to the root zone.

Thatch control - It really is as simple as mowing regularly and a once yearly renovation or as complex as you like with detaching machines. If you have too thick a thatch layer, water, air and nutrients will not get to the ground and your lawn will struggle. A little bit of thatch is actually beneficial as it shades the ground a bit and lessens evaporation.

Growing Height - Increase your growing height. The extra height will further shade the ground to lessen evaporation. Ultimately the extra height will be easier to manage and look better.

Fertilisers and Kelp - Lawns will still need nutrients. During times of stress and extreme heat look to balanced and feeding small amounts frequently. Foliar spray are effective, have little waste as the product feeds through the leaf rather than loss of nutrients in soil transfer. Foliar fertilisers also do not need to be watered in. Launch+ is a perfect balanced foliar spray fertiliser with phosphorus and kelp for the root. Launch+ is perfect for conditioning the lawn, for lawns under stress or are injured.

Turf Pigment - Lawns in drought mode will go into a dormancy for protection. They're not dead but not looking green either. Turf pigments like Instagreen are widely used by turf professionals to mask the colour. Instagreen will enhance the turf colour and looks quite natural after a week.



Bonus Program

DROUGHT & WATER RESTRICTIONS - Program

Week 1 - Moist 200-300mL per 100m2

1 days later apply Instagreen Turf Pigment (Optional)

Week 2 - Launch+ 50mL per 100m2

Week 3 - Root Builder 100mL per 100m2

Week 4 - Launch+ 50mL per 100m2

Repeat this 4 week pattern.

Water as per your area's water restriction guides.

This is a free resource with a whole bunch of information, work, passion and experience and cannot be resold. Reselling this guide for money is strictly forbidden.

If someone wishes to get this guide please direct them to www.lawnpornonline.com so they can download their free copy. There is no email required nor is any email marketing sent by us. We do not spam.

Use of this guide is done so at the users risk. Lawnporn Pty Ltd, Amgrow Pty Ltd, partners, stockists, resellers or Matthew Daum are not liable for any damage or harm to any property, person or living thing.






Enjoy your summer and have a great time improving and enjoying your lawn.

For my followers, as always, thankyou for the support and get your lawn on!!!



LAWNPORN RANGE

QUICK REFERENCE GUIDE

PRODUCT	ANALYSIS	SIZE	RATE	BARCODE
GREEN LIGHT	15% Nitrogen 6% Iron 2% Manganese	1 L	200-400mL / 100m ² (treats 250-500m ²)	 9 319943 009348
LAUNCH +	8% Nitrogen 10% Phosphorus 5% Potassium 5% Kelp Concentrate 1% Zinc	1 L	50-100mL / 100m ² (treats 1,000-2,000m ²)	 9 319943 009355
ROOT BUILDER +	100% Kelp Concentrate	1 L	50-100mL / 100m ² (treats 1,000-2,000m ²)	 9 319943 009331
MOIST	100% Blended non-ionic Surfactants	1 L	100-300mL / 100m ² (treats 330-1,000m ²)	 9 319943 009324
FOUR SEASONS	25.3% Nitrogen 13.2% Potassium 3.6% Sulphur 3% Iron	4 KG	Warm Season Turf 2kg / 100m ² Cool Season Turf 1.5kg / 100m ² (treats up to 250m ²)	 9 319943 009362

