AUTUMN PROGRAM

March - April - May

The Lawnporn Autumn Program is designed for warm-season grasses, aiming to make your lawn look as good as possible and be in the best condition for Winter dormancy.

Consistency is key with lawn care and with Lawnporn professional lawn care products and following this program, you can expect great results.

For best results follow the weekly recommendations. As your knowledge and confidence grows you can adapt the program to your needs.

For poor condition lawns, use our Starter's program first (page 14) before entering our Autumn Program.

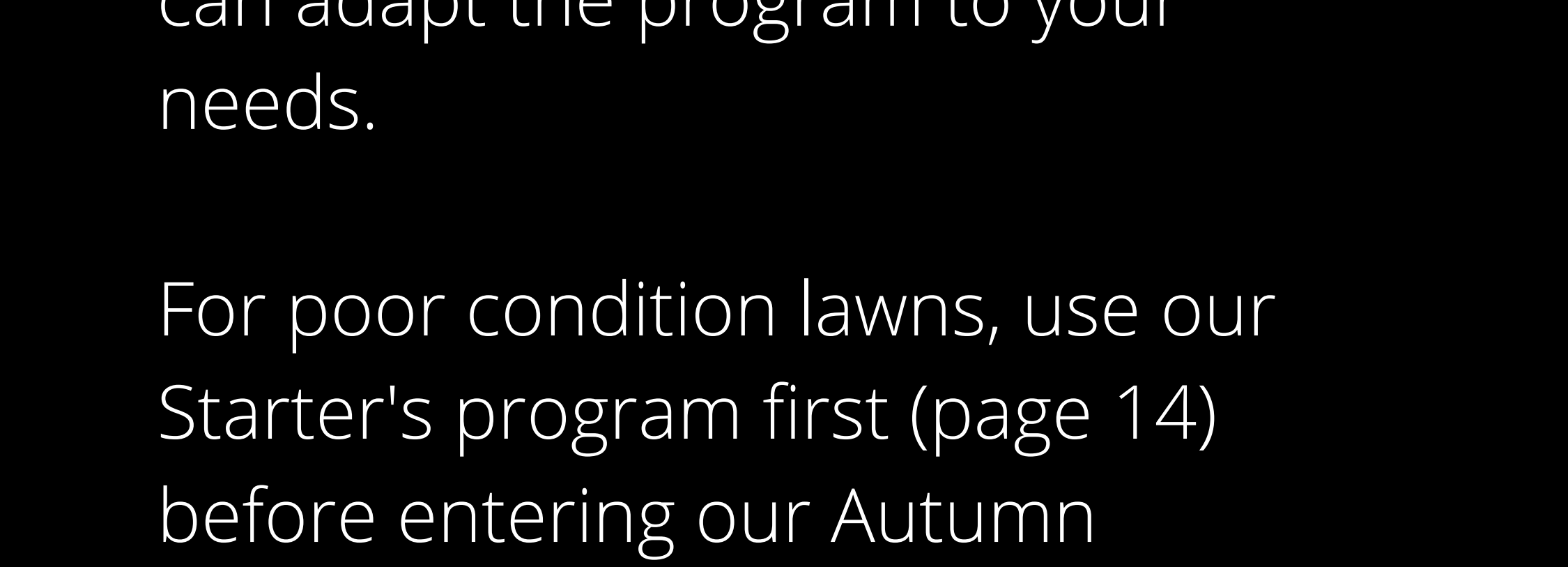

AUTUMN PROGRAM

MARCH

Moist
300mL

History
8-12mL
4S 2kg

APRIL

Moist
300mL

MAY

Moist
200mL

DAY 1

Launch+
100mL

R/Builder+
100mL

PGR 8mL*

Launch+
100mL

R/Builder+
100mL

PGR 4mL*

Launch+
80mL

R/Builder+
80mL

WEEK 1

Moist
100mL

Embargo
50mL

Moist
100mL
Humic
100mL
Amino
100mL

Moist
100mL
Humic
100mL
Amino
100mL

WEEK 2

Charger
200mL

R/Builder+
100mL

Four
Seasons
2kg

Charger
200mL

R/Builder+
80mL

WEEK 3

G/Light
300mL

R/Builder+
100mL

Launch+
100mL

R/Builder+
100mL

G/Light
200mL

R/Builder+
80mL

WEEK 4

Rates are for 100m2

Root Builder+ is Australia's best kelp for root development.

PGR = Primo Maxx

Embargo is Pre Emergent Herbicide

AUTUMN PROGRAM

MARCH DAY 1

Moist 300mL

History 8-12mL

4S 2kg / 100m2

Water in 6mm

MARCH WEEK 1

Tank-mix

Launch+ 100mL

Root Builder+ 100mL

Don't water in

PGR 8mL*

MARCH WEEK 2

Moist 100mL

Embargo 50mL

Water in 6mm

MARCH WEEK 3

Tank-mix

Charger 200mL

Root Builder+ 100mL

Don't water in

MARCH WEEK 4

Tank-mix

Green Light 300mL

Root Builder+ 100mL

Don't water in.

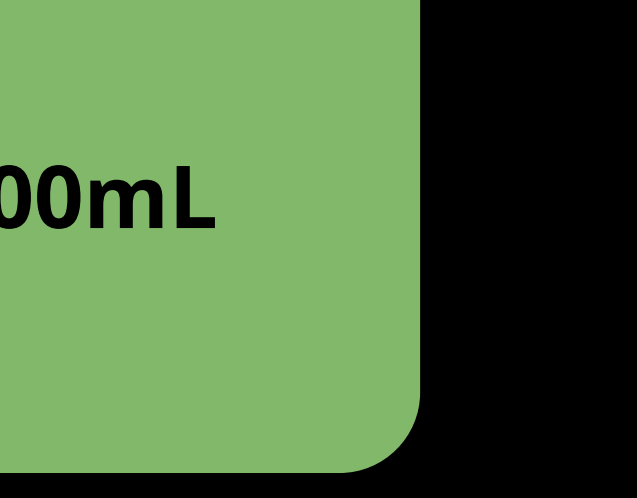

All rates are for 100m2

AUTUMN PROGRAM

APRIL DAY 1

Moist 300mL
Water in 6mm
Moist works by getting the water past the soil and keeping it at the roots.

APRIL WEEK 1

Tank-mix
Launch+ 100mL
Root Builder+ 100mL
Don't water in

PGR 4mL*

APRIL WEEK 2

100mL of each
Moist/Humic/Amino
Water in 6mm

APRIL WEEK 3

Four Seasons
2kg per 100m2
Spread evenly over area
Water in with 6mm
Slow release mini prill

APRIL WEEK 4

Tank-mix
Launch+ 100mL
Root Builder+ 100mL
Don't water in.

All rates are for 100m2

AUTUMN PROGRAM

MAY DAY 1

Moist 300mL
Water in 6mm
Moist works by getting the water past the soil and keeping it at the roots.

MAY WEEK 1

Tank-mix
Launch+ 80mL
Root Builder+ 80mL
Don't water in

MAY WEEK 2

100mL of each
Moist/Humic/Amino
Water in 6mm

MAY WEEK 3

Tank-mix
Charger 200mL
Root Builder+ 80mL
Don't water in

MAY WEEK 4

Tank-mix
Green Light 200mL
Root Builder+ 80mL
Don't water in.

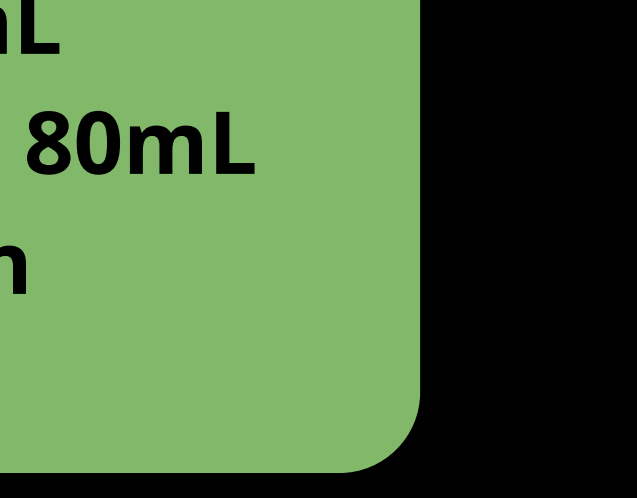

All rates are for 100m2

AUTUMN PROGRAM

History stops Black Beetle for 3 months.

MARCH DAY 1

This Application is Watered In

Tank-mix Moist 300mL & History 12mL
Spray Moist + History Tank-Mix
Spread Four Seasons immediately 2kg
Water in (6mm or 20mins of Sprinkler)

This application treats the soil for accepting water and holding the water at the root zone, longer.

Using Moist Soil Wetter with History will ensure the History pesticide gets into the root zone where it is most effective. History stops Black Beetle.

Always start the season with Four Seasons. Dual controlled slow release with added iron for colour and mini-prill for sitting lower in the lawn sward. Australia's favourite professional fertiliser is suitable for all lawn types.

All rates are for 100m2

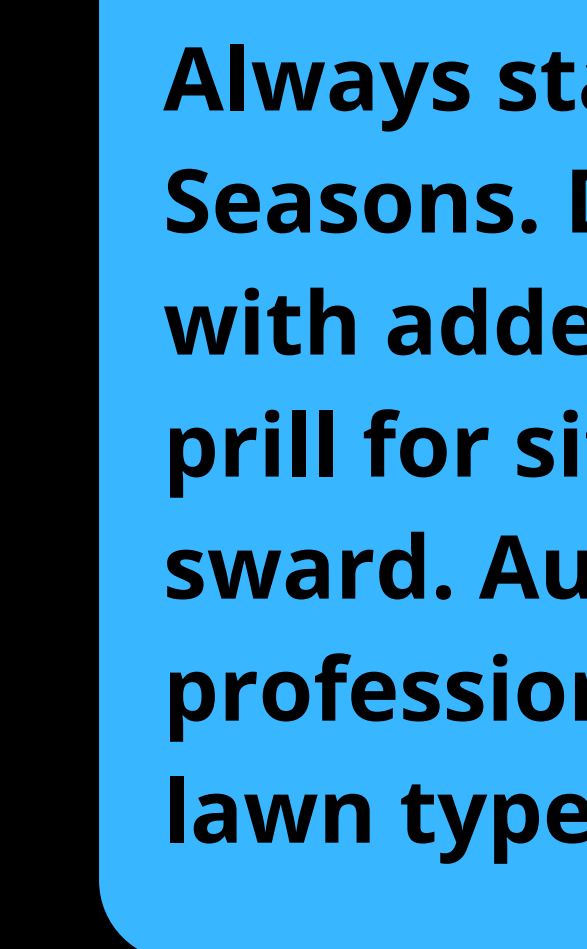

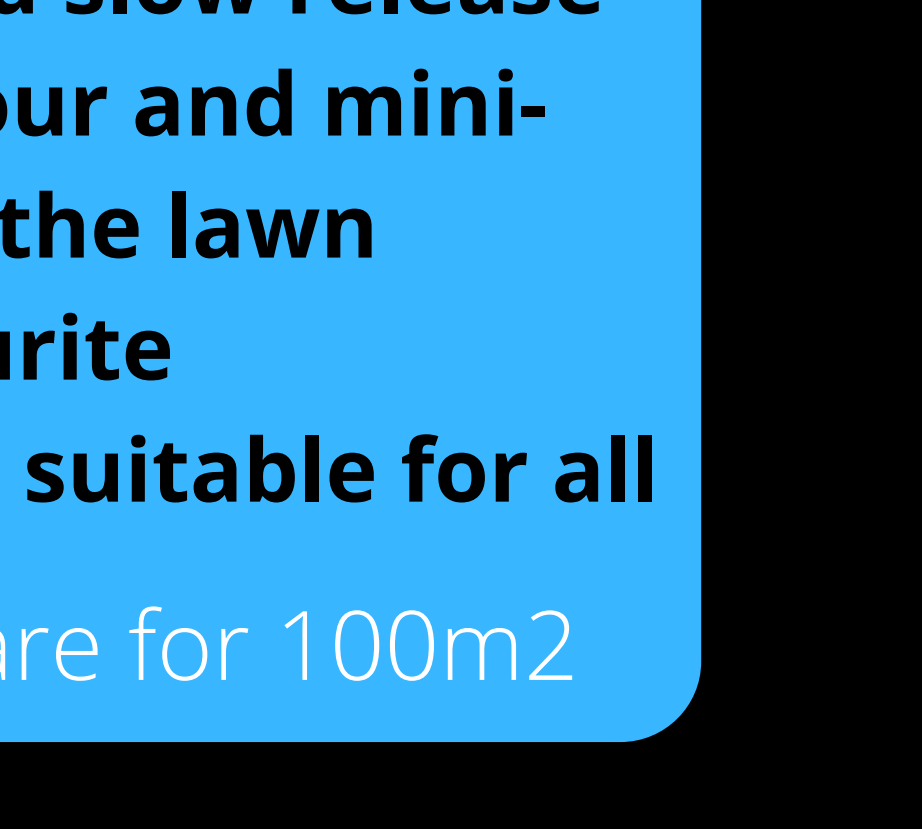

AUTUMN PROGRAM

MARCH WEEK 1

Tank-mix
Launch+ 100mL
Root Builder+ 100mL
Don't water in

Tank-mix Launch+ 100mL and Root Builder+ 100mL, spray on your area and do not water in.

Foliar applications feed through the leaf and are the most direct way to feed the plant without excess water or loss of nutrients through soil transfer.

Lawn will need time to adapt to foliar treatments. If you are a first time user of a foliar treatment use lower levels first. If you are entering this program for the first time please use the starter program first (page 14).

Launch+ is a balanced fertilsiser with kelp to enhance the root zone. A great year round conditioning fertiliser.

Root Builder+ is the best kelp for root enhancement.

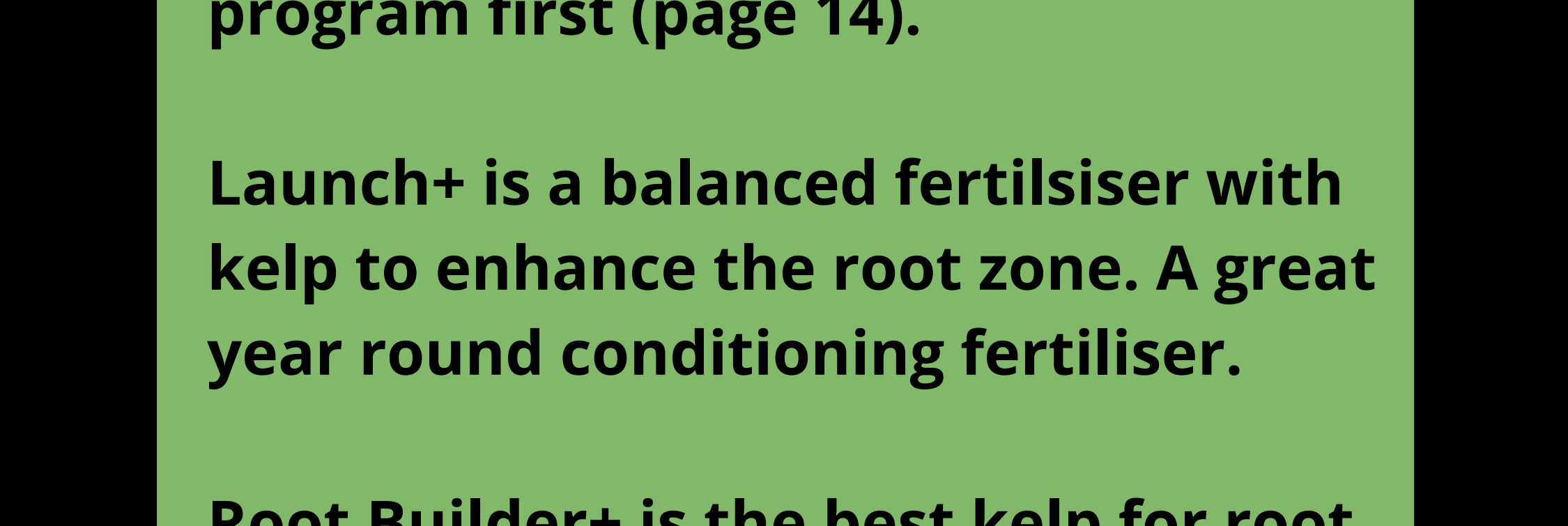

AUTUMN PROGRAM

MARCH WEEK 2

Tank-mix
Moist 100mL
Embargo 50mL

This Application is Watered In

Tank-mix Moist 100mL & Embargo 50mL. Spray and Water in (6mm or 20mins of Sprinkler).

Embargo protects against wintergrass emerging by stopping the wintergrass from germinating in the soil.

Prevention of winter grassy weeds is much easier than controlling them after germination. Embargo can be used till the end of April but you may miss some early germination.

Please read label for the restrictions and critical comments before considering use.

Turf roots generally need to be deeper than the upper layers of the soil where the pre-emergent herbicide is placed. Again refer to the label.

All rates are for 100m2

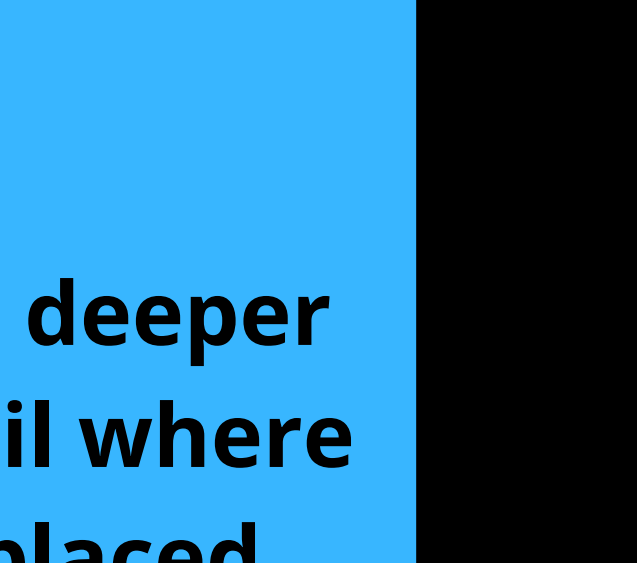

AUTUMN PROGRAM

MARCH WEEK 3&4

Don't water in

Wk3 - Tank-mix

Charger 200mL R/Builder 100mL

Wk4 - Tank-mix

Green Light 300mL R/Builder 100mL

Foliar treatments for these weeks that do not need to be watered in and are designed to push some leaf growth and improve colour as the lawn is slowing up in growth for cooler temps.

All rates are for 100m2

March Mowing

Mowing frequency will reduce from 2-3 times a week to once a week. Cuts should be light and allow the mowing height to increase. This will create a thicker weed-mat blacking sun to weeds and increased photosynthesis for the lawn with the decreasing daylight.

Irrigation

Irrigation goes from 2-deep (25mm) early morning waters a week to 1. Adjust for rain events.

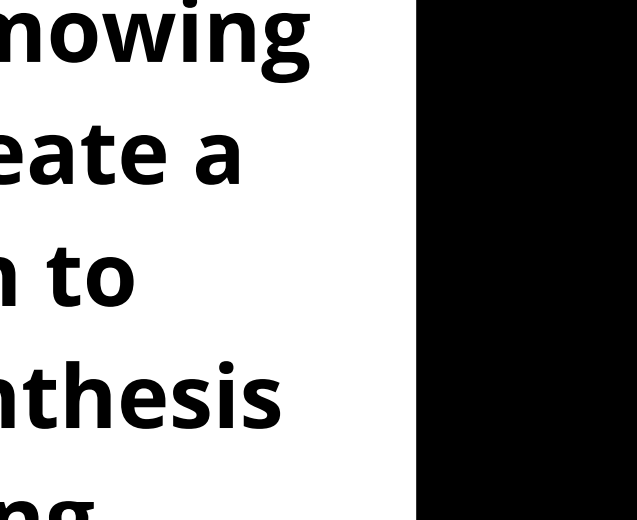

AUTUMN PROGRAM

This Application is Watered In

APRIL DAY 1

Spray Moist. Water in with 6mL.

A great condition app Lower nutrient demand so 80mL of each

APRIL WEEK 1

APRIL WEEK2

We dedicate the middle of the month to soil treatments.

Humic Acid will improve the soils ability to provide nutrients and Amino Acid has enzymes, vitamins and growth promoters.

Both these products can be used as foliar or soil soak and a soil soak is what I recommended. Use extra water as the humic is quite thick.

I tank-mix 100ml Moist and 100mL of Humic and 100mL of Amino in 15L of water, I normally use 5L of water for 100m2 with my sprayer.

These specific products are Nuturf products. Click pics for info. If you are looking for smaller quantities, there are many options available. Go-Go Juice by Neutrog is a good product I have used before for good soil health.

AUTUMN PROGRAM

This Application is Watered In

APRIL WEEK 3

4s - 2kg. Water in with 6mm.

Strategic Granular Fertiliser App after the Humic application which will strengthen the soil transfer of nutrients.

The longevity of the slow release components is the backbone of the program but also covers us when we start switching off our attention to lawn care due to cooler season, slowing growth and variable weather which may deter a foliar application.

The iron in Four Seasons will give a great colour boost and plant protection for cooler weather.

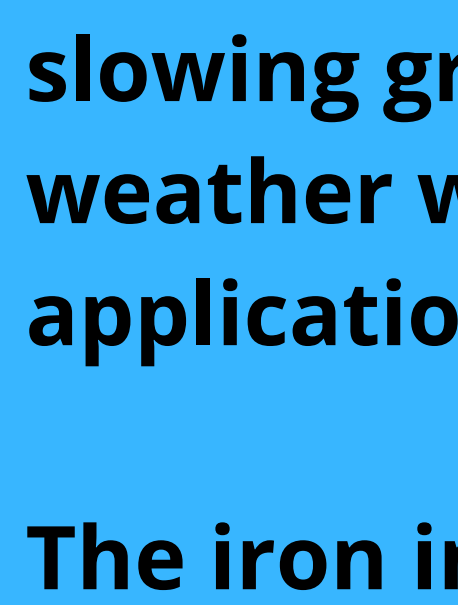

APRIL WEEK 4

A great condition app

100mL of Launch+ and RB+

Do not water in.

The Launch & RB combo is powerful at improving lawn condition. If you are in a pinch, Launch+ can be used by itself as it also has some kelp. Launch covers a lot of bases as it is balanced and also improves the root zone.

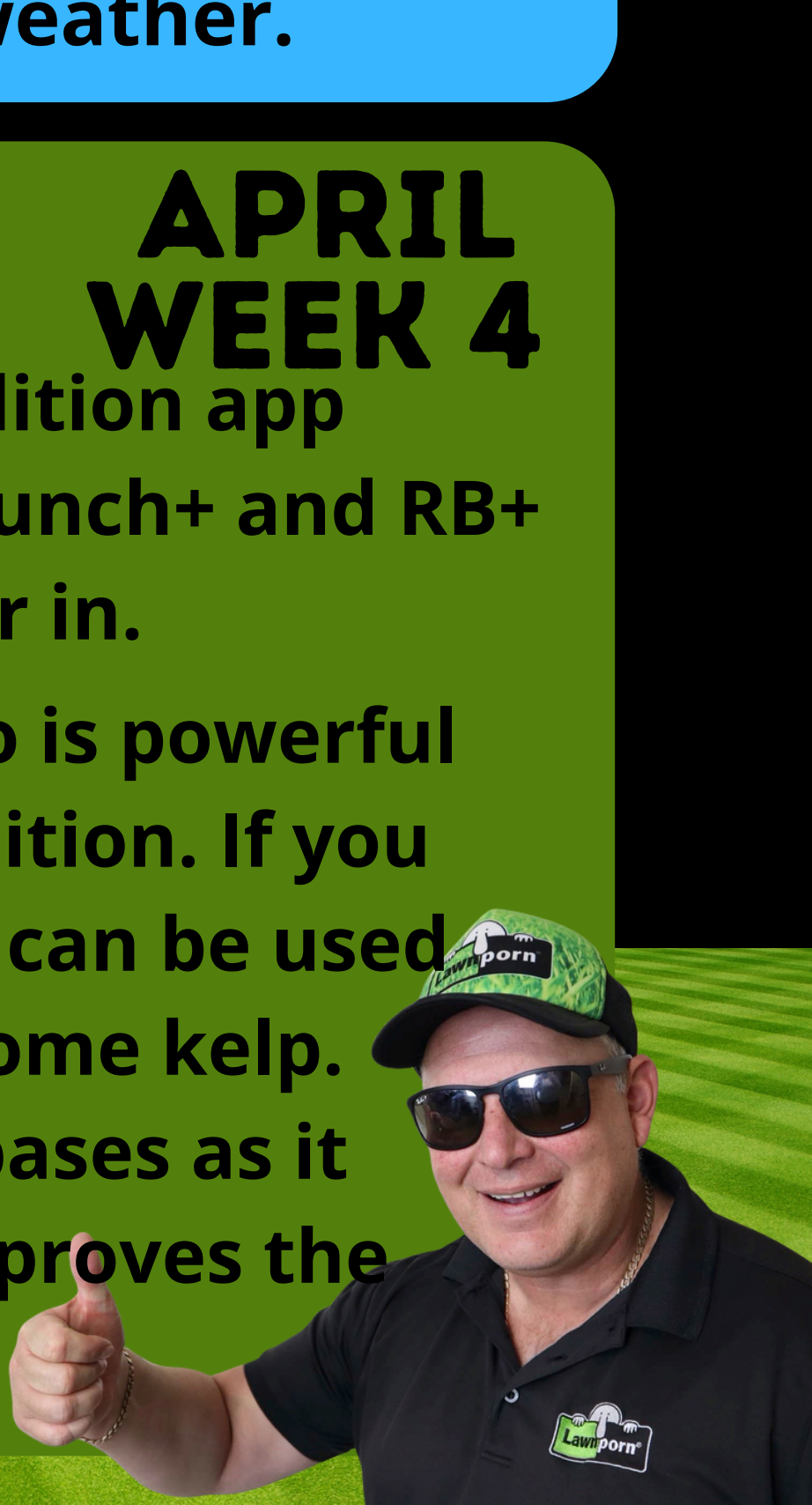

AUTUMN PROGRAM

April Mowing

Mowing frequency reduces. Depending on your climate, you might be mowing once a week and by the end of April, once a fortnight.

Follow the 1/3rd rule and don't mow more than 1/3rd of the grass height in a single mow.

Avoid aggressive mows that open up the canopy to germinate weeds. The lawn will take longer to recover and may not fully recover by winter.

Allowing the lawn to be a taller height is beneficial during cooler seasons.

Irrigation

1-Deep watering event a week should suffice, adjust for rain.

Don't allow lawn to stress by letting the ground go dry. Recovery from drought will also be slow at this time of year.

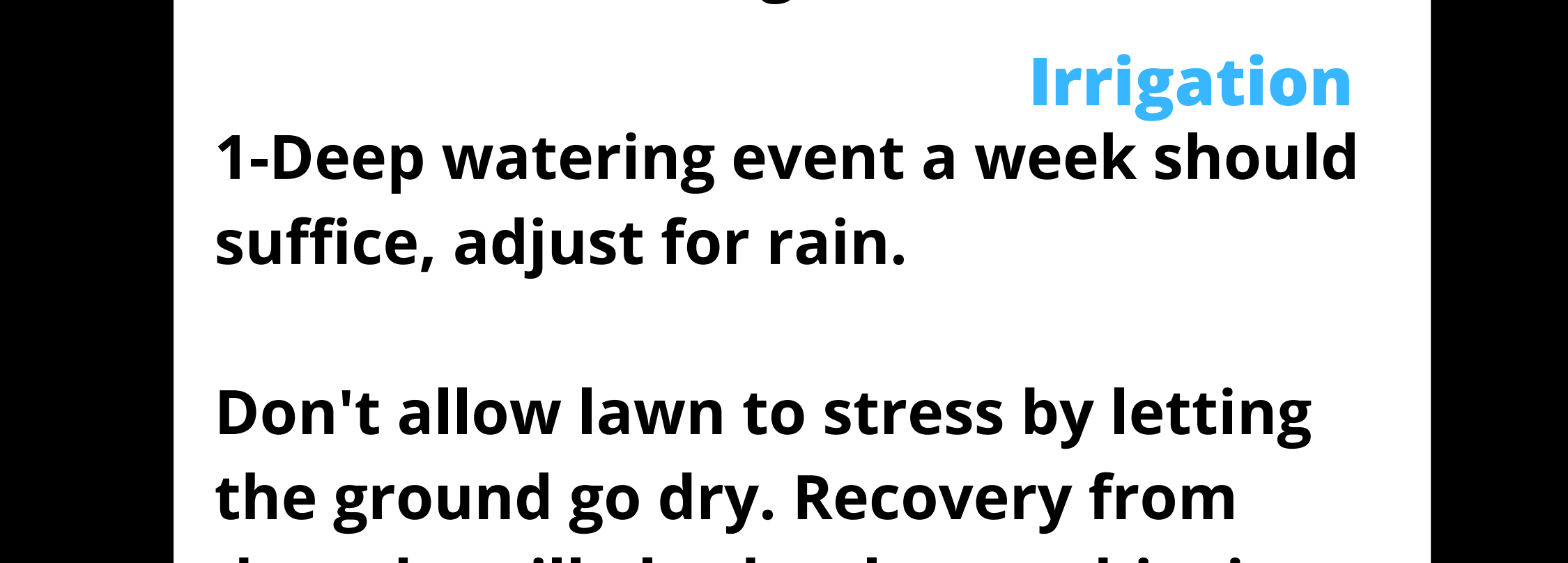

AUTUMN PROGRAM

This Application is Watered In

MAY DAY 1

Spray Moist. Water in with 6mm.

A great condition app Lower nutrient demand so 80mL of each

MAY WEEK 1

MAY. WEEK 2

We dedicate the middle of the month to soil treatments. I tank-mix 100ml Moist and 100mL of Humic and 100mL of Amino in 15L of water,

MAY. WEEKS 3&4

Wk 3 - Charger 200mL R/Builder 80mL
Wk 4 - Green Light 200mL R/Build 80mL

A nice little run of iron in the last 2 weeks for colour and plant protection, of course forcing a little growth with Charger.

May Mowing - 1-2 times a fortnight or as required.
Irrigation - 1 deep water every 7-10days

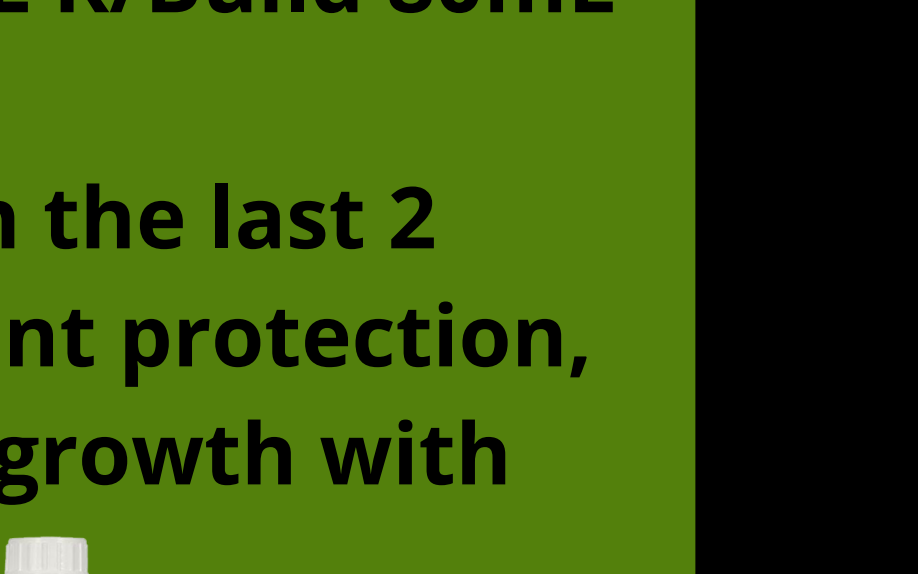

STARTER PROGRAM

The basis of our programs relies on foliar (leaf) feeding products.

Lawn takes time to adapt to feeding through the leaf. Starting low and taking a few applications is recommended.

Use this 4 week starter program for 100m2 & then jump into our main program at completion.

Day 1 - Four Seasons 2kg
Week 1 - Launch+ 50mL
Week 2 - Launch+ 70mL
Week 3 - Launch+ 80mL
Week 4 - Launch+ 100mL

Usually lawns starting out using LP are in poor condition. This could be for a number of reasons but assuming average conditions and an aerate and some thatch removal, you will get good results with this starter program.

AUTUMN PROGRAM

LAWNPORN RANGE

QUICK REFERENCE GUIDE

PRODUCT	ANALYSIS	SIZE	RATE	BARCODE
GREEN LIGHT	15% Nitrogen 6% Iron 2% Manganese	1 L	200-400mL / 100m² (treats 250-500m²)	9 319943 009348
LAUNCH +	8% Nitrogen 10% Phosphorus 5% Potassium 5% Kelp Concentrate 1% Zinc	1 L	50-100mL / 100m² (treats 1,000-2,000m²)	9 319943 009355
ROOT BUILDER +	100% Kelp Concentrate	1 L	50-100mL / 100m² (treats 1,000-2,000m²)	9 319943 009331
MOIST	100% Blended non-ionic Surfactants	1 L	100-300mL / 100m² (treats 330-1,000m²)	9 319943 009324
FOUR SEASONS	25.3% Nitrogen 13.2% Potassium 3.6% Sulphur 3% Iron	4 KG	Warm Season Turf 2kg / 100m² Cool Season Turf 1.5kg / 100m² (treats up to 250m²)	9 319943 009362

Charger
7% Nitrogen
7% Potassium
3% Sulphur
4% Iron
2% Manganese
Zinc and Growth Promoters

Click for Nuturf

Stockists

Buy LP

AUTUMN PROGRAM

Autumn is all about preparing for dormancy for warm-season lawns. Increase the height of cut for better photosynthesis and weed-choking. Prevent winter weeds with pre-emergent herbicide and fertilise sensibly.

Thank you for checking out my program. I hope it serves you well.

Of course to my family and friends, thank you for making this program happen.

Lawnies, thank you and get your lawn on.

Matt Daum.